




**Appendix**  
**The Advanced Organizer Distributed in Each PD Session**

<b>Visual Document Analysis Handout<sup>a</sup></b> <i>educated guesses are encouraged!</i>	
<b>Question</b>	
 <p><b>What is the image's date, title, and creator?</b></p>  <p><b>What type of person might have created this image, and for what purpose?</b></p>  <p><b>Was it random or posed, amateur or professional, private or published?</b></p>	
<b>Observe</b>	
 <p><b>Describe what you see in the image.</b>  <i>(be specific and attentive to detail)</i></p>  <p><b>Explain what is happening in the image.</b>  <i>(use your specific details as clues)</i></p>  <p><b>In about one sentence, state the image's overall message.</b></p>	
<b>Reflect</b>	
 <p><b>How does this image compare with other evidence?</b></p>  <p><b>Why might other evidence (messages &amp; data) agree/disagree with this image?</b></p>  <p><b>What else do you need or want to know about this image?</b></p>	

<sup>a</sup> Adapted from a synthesis of the Library of Congress's Primary Source Analysis Tool (<http://loc.gov/teachers/primary-source-analysis-tool/>) and "Historical problem solving: A study of cognitive processes used in the evaluation of documentary and pictorial evidence" by S. Wineburg, 1991, *Journal of Educational Psychology*, 83, pp. 73-87. Copyright 1991 by the American Psychological Association.