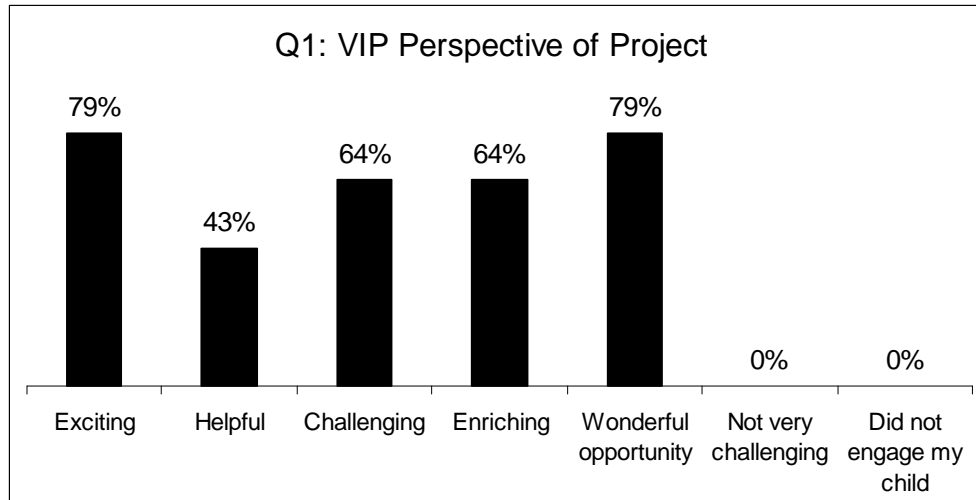
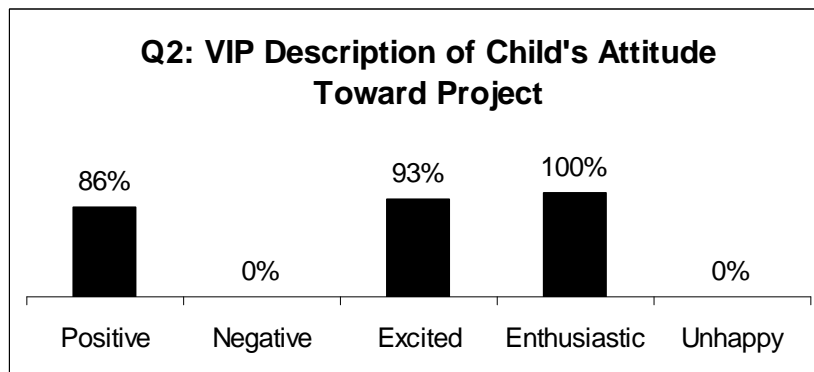


Appendix K Exit Survey Results for VIPs

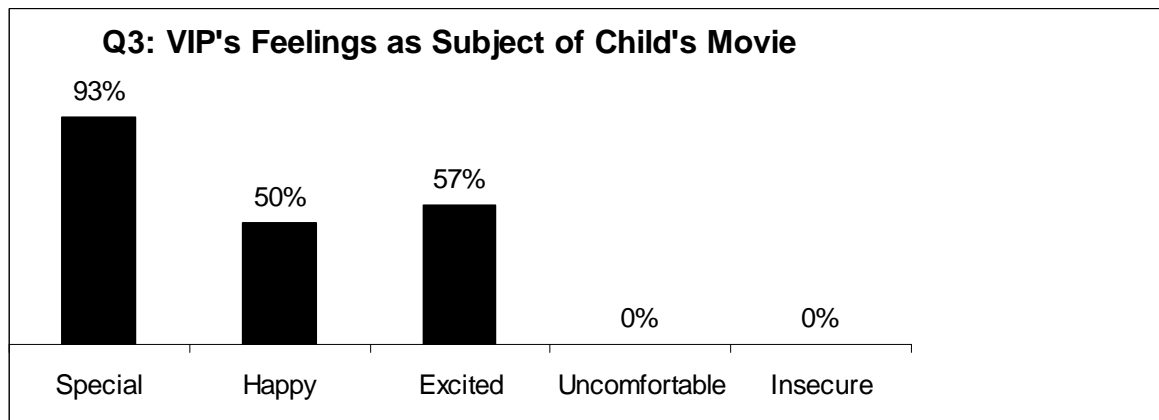
Q1: What do you think about the project?



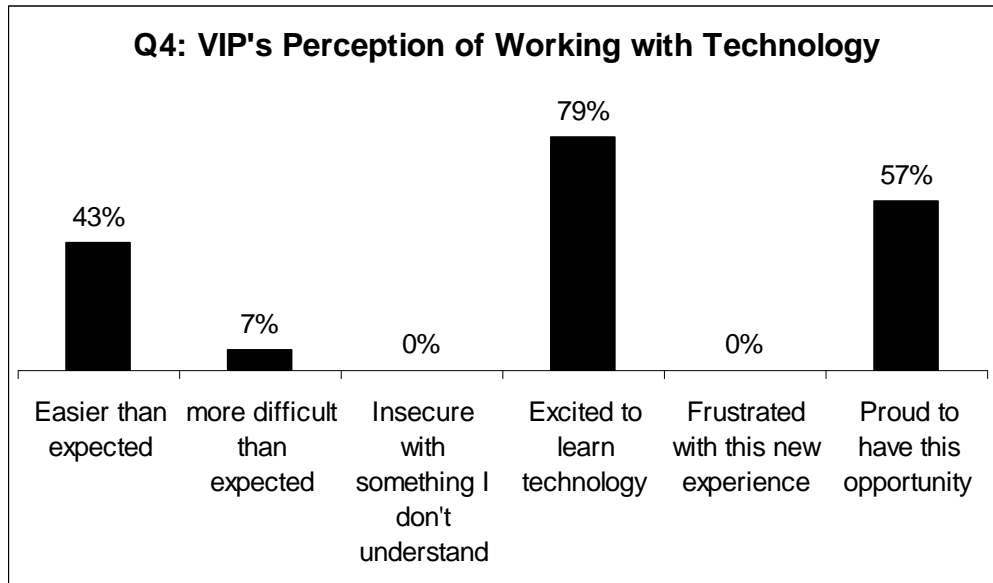
Q2: Describe the attitude your children had toward this project:



Q3. Describe how you felt as the "VIP" in your child's movie:



Q4: Describe how you felt as you worked with the technology:



Q5: Describe what you learned from your child today:

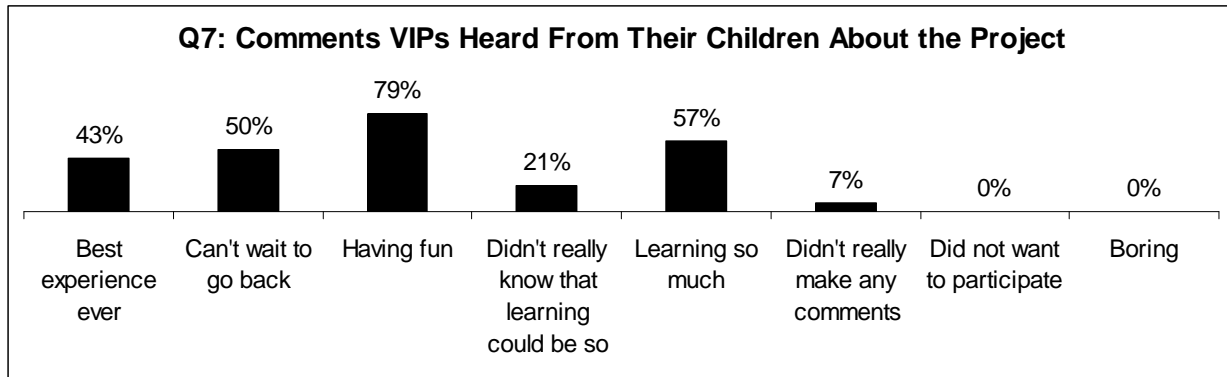
- My child taught me how to import music and pictures in the iMovie. He also showed me how to use the transitions in each frame.
- I learned the step-by-step procedures for creating the iMovie. I also learned how to add music to the iMovie.
- She is very creative & enjoys technology
- Kevin was very excited, very positive and willing to show his Grandfather the technology skills he has learned.
- I learned how to transition from one picture to another while adding both music & commentary to the film. This was a very enriching project.
- How to create an iMovie that reflects our family beautifully
- More advanced with technology (IMPR) than I thought
- I learned that he far surpasses the limits I anticipated which teaches me a lesson to stop clipping his wings.
- My granddaughter, Holly, learned very quickly. She has a very positive attitude. And I love her dearly.
- She is good with computers. Marsha is not afraid of challenges. She is very proud of me as her mother.
- I enjoyed seeing my son proficient at what he is doing. Just to see him happy.
- I learned about how iMovie technology works
- Learn so much about making a movie it was a good experience
- I learned how motivated he was about showing me what he had learned previously.

Q6: Describe what you think your strengths/weaknesses were as you worked with your child today:

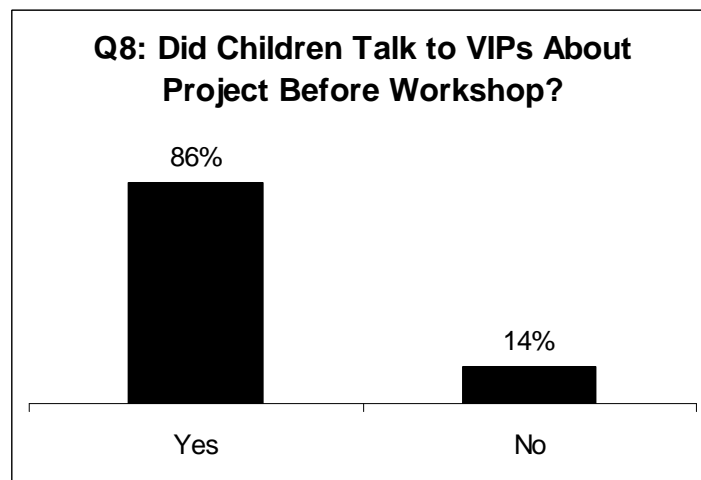
- My strengths are my familiarity with technology and my patience with new programs. My weaknesses was my domination of the computer, which resulted from excitement!
- Listening to him
- Strengths: we are both very creative; Weakness: we are both too excited
- Strengths: working together, understand his strength in technology with me; Weaknesses: not more time working together Grandfather & Grandson
- We both wanted to work on the computer at the same time.
- Strengths--creativity and technology literate & willingness to learn
- Strengths--promote creativity
- My strengths would be enjoying working with him and watching how he demonstrated and taught. The weakness would be that I interjected "mother-role" too often.
- Stressful
- My sight! (Smile)

- My strengths were being computer literate. One of my weaknesses was to be taught by my child. (Parents are supposed to know everything.)
- once you learn the computer it is quite simple
- did not know how to work a computer. But glad she is able to help me with the computer.
- My strengths were being able to learn from my child and my weaknesses were letting go of being in control.

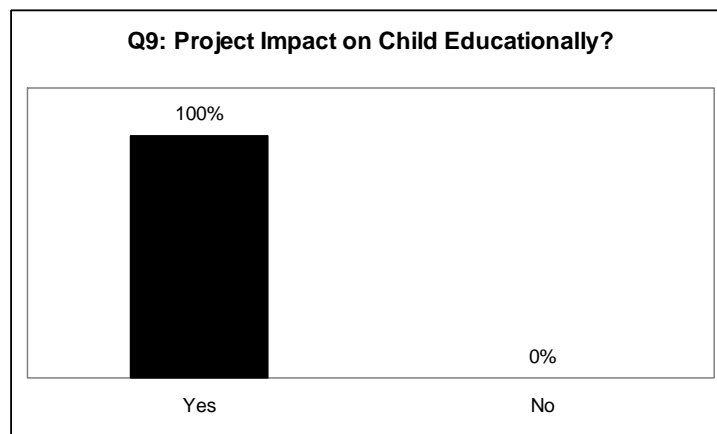
Q7: Tell the type of comments your child shared with you about the iMovie process:



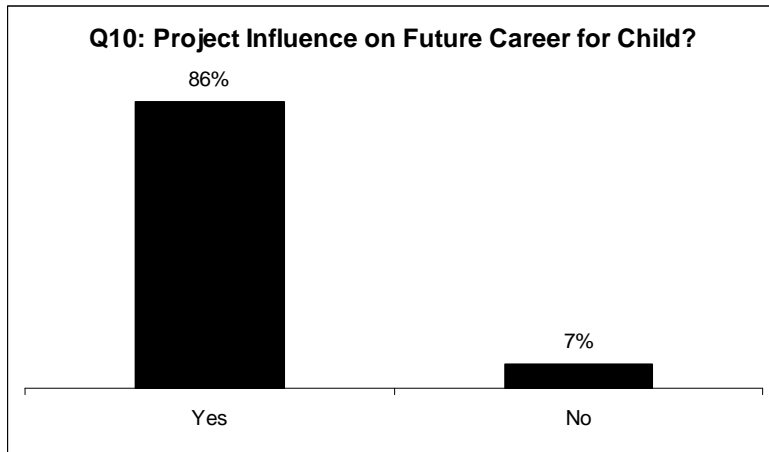
Q8: Did your child talk to you about the project before today?



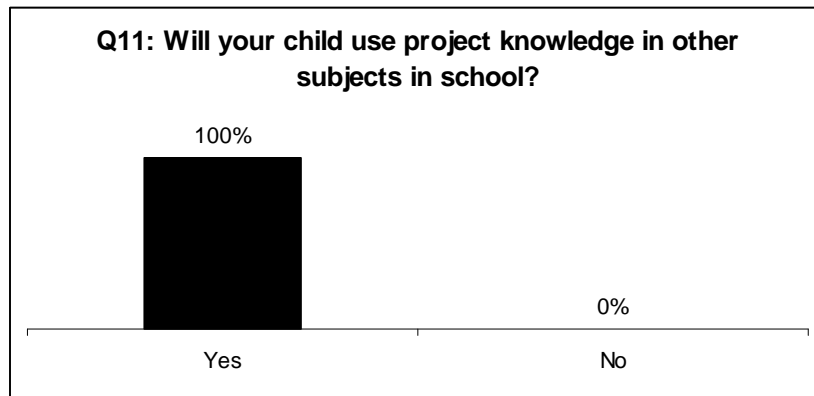
Q9) Do you feel this project helped your child educationally?



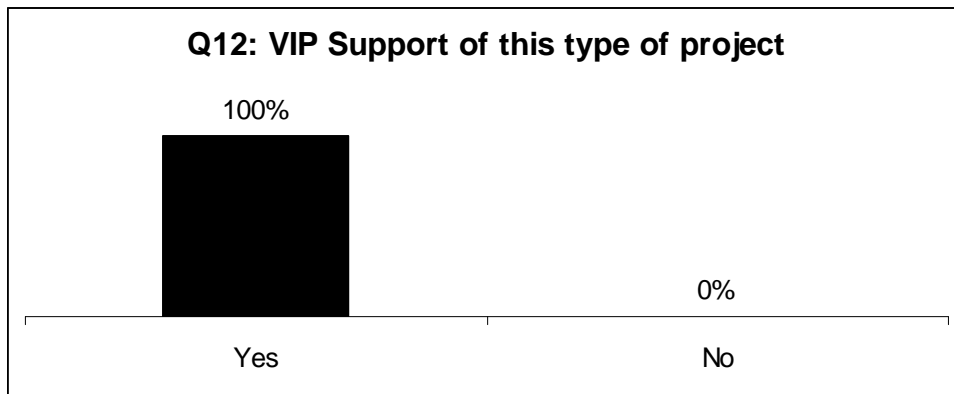
Q10: Do you feel this experience may influence your child's career choice one day?



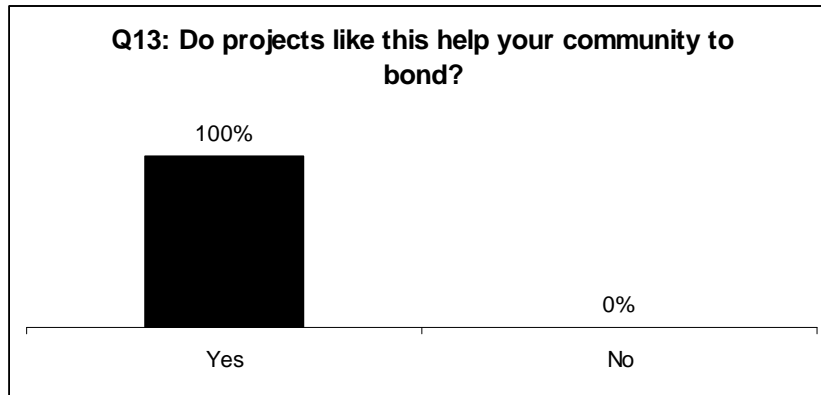
Q11: Do you think your child will use this knowledge in other subjects in school?



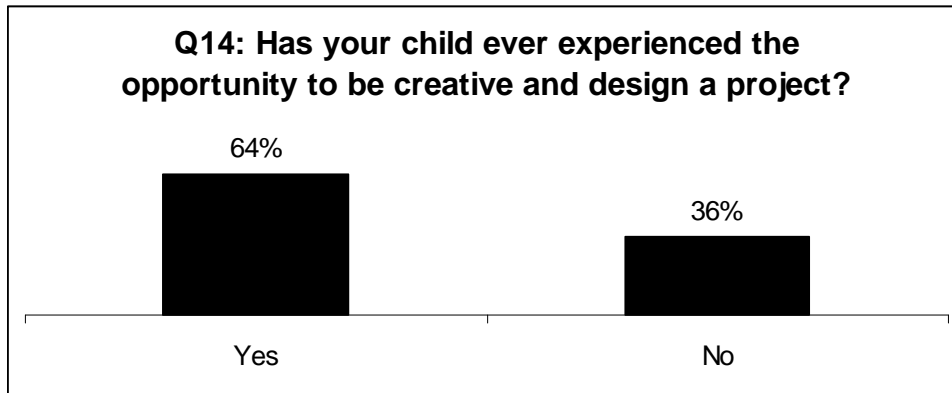
Q12: Do you support this type of project?



Q13: Do you think projects like this one will help your community to bond?



Q14: Has your child ever experienced the opportunity to be creative and design a project?



Q15: Rank the aspects of the project and movie-making process on a scale of 1 to 5, with 1 being the Lowest Score to 5 being the highest score.

